

StrataSync Mobile Tech App Quick Start Guide

System Requirements:

StrataSync Account/Credentials

Instrument: ONX CATV or ONX DSL

- FW Ver 3.6.19 or higher (CATV)
- DSL: FW Ver 7.1.17 or higher (DSL)
- **ONX BLUETOOTH** and **ONX MOBILE** SW Options Installed

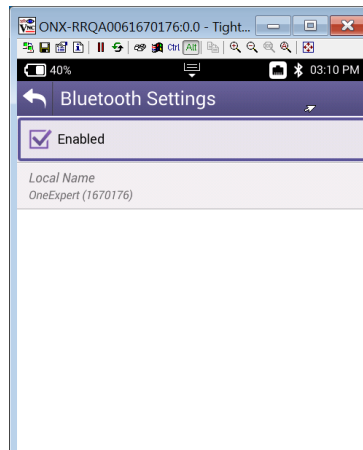
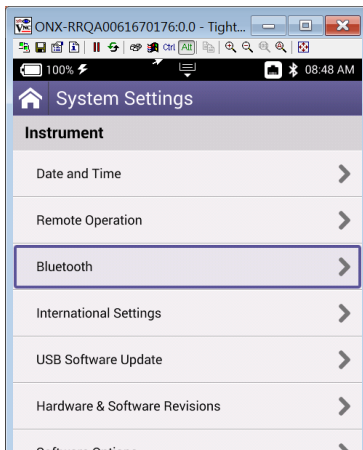
Mobile Device:

- Android v5 or higher
- iOS v10 or higher

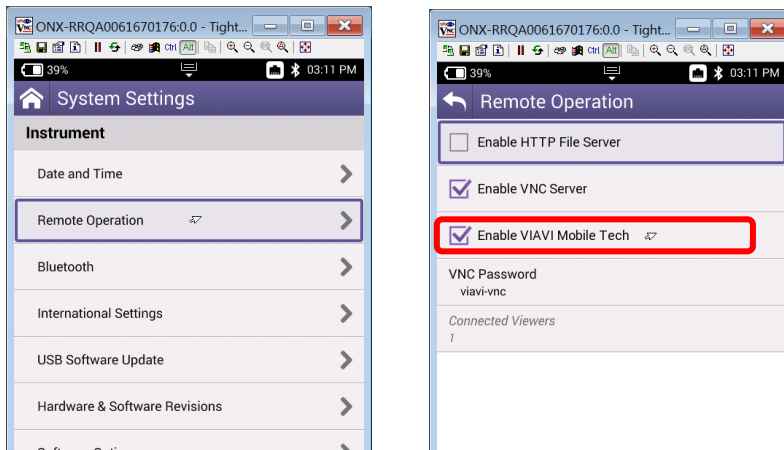
Options	Activation
HOME TDR	Upgradeable
INGRESS EXPERT	Enabled
IPX PACKAGE	Enabled
NTX PACKAGE	Upgradeable
ONX BLUETOOTH SW OPT	Enabled
ONX DOCSIS 3.1 OFDM	Enabled
ONX DOCSIS 32x8 BONDING	Enabled
ONX FORWARD SWEEP	Upgradeable
ONX IPVIDEO SW OPT	Upgradeable
ONX MOBILE SW OPT	Enabled
ONX MoCA	Enabled
ONX REVERSE SWEEP	Upgradeable

Pairing Instrument & Mobile Device

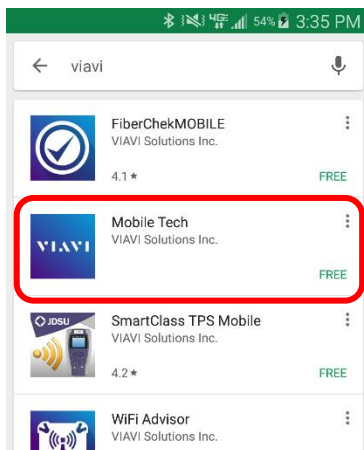
1. Ensure Bluetooth enabled on ONX
 - a. System Settings→Bluetooth→Enabled



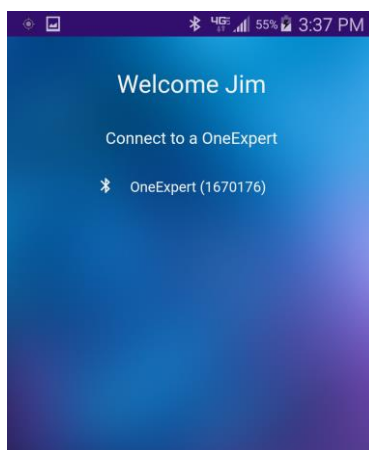
2. Ensure VIAVI Mobile Tech enabled on ONX
 - a. System Settings→Remote Operation→Enable VIAVI Mobile Tech



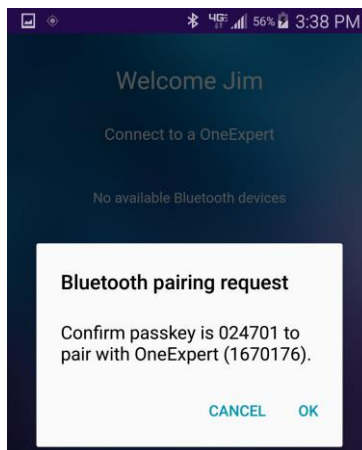
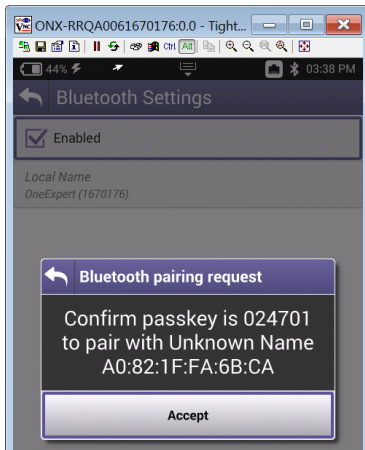
3. Install VIAVI Mobile Tech app on mobile device
 - a. Free App in Google Play Store or iTunes



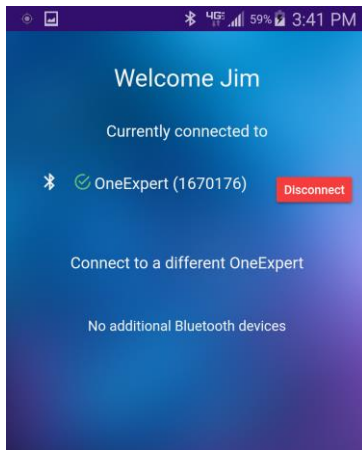
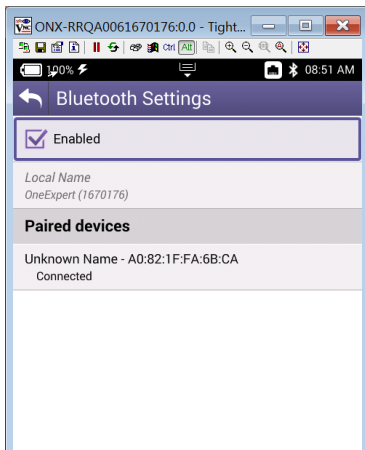
4. Launch **Mobile Tech** on mobile device
5. Log in – Uses existing StrataSync credentials
6. Click on your instrument on the mobile device screen



7. Accept pairing request prompt on both instrument and mobile device



8. You are paired!



Options Available

1. Click Three Dot Icon for Full Menu

